

İMAJ TEKNİK
ELEKTRİK ELEKTRONİK MALZ. SAN. VE TİC. LTD. ŞTİ.

Smart Abs®

APPLICATION

- Small Middle Wattage Motors
- Robots
- Machine Tools
- Injection Machines

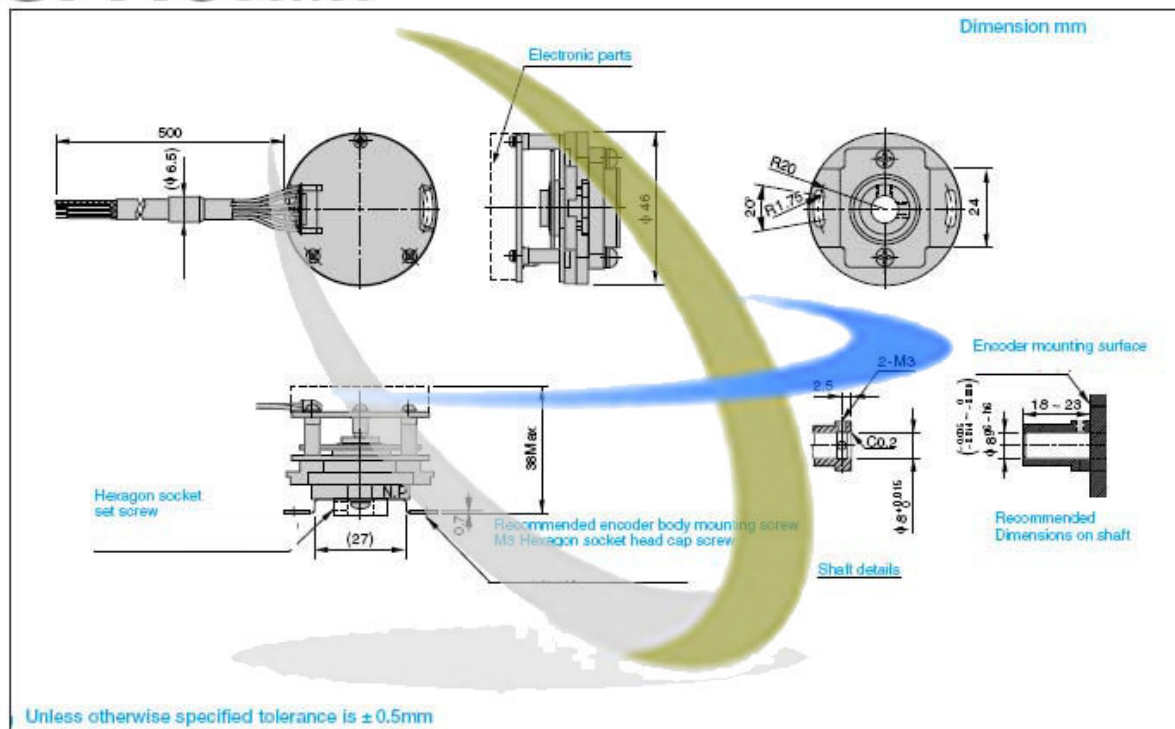
FEATURES

- Full Absolute Signal Output
- 17bit/Tum, 16bit Tums (At 6,000rpm Max)
- Bi-direction Serial Communication Type(NRZ)
- Fail-Check Operation
- Even during power outage, Multi-Tum data are backed up by external battery and built-in capacitor

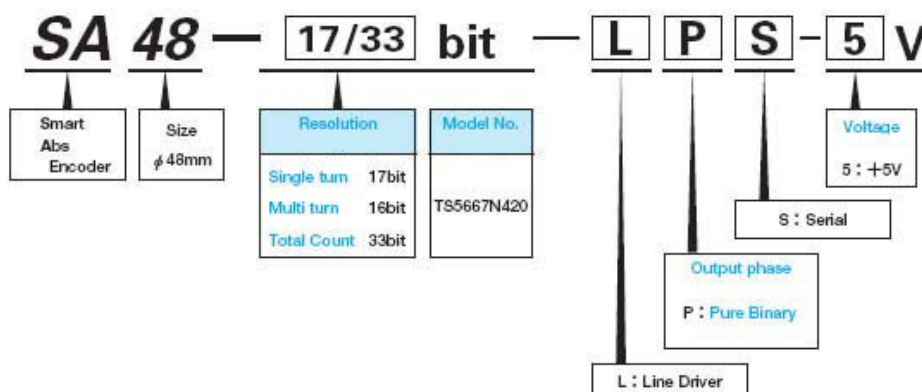


TS5667N420

SA48Series



• DESIGNATE THE NAME OF FUNCTION WHEN ORDERING



© For special cases, please consult us.

www.imajteknik.com

SPECIFICATIONS

20 or 16bit/turn and 16bit/65,536 turns
(total 36 or 32 bit)
(Before the shaft turned by about 0.6° after power supplied,
effective resolution remains 5bit only.)

Electrical Spec.		Mechanical Spec.		
Resolution	Absolute Signal	Starting Torque	$4.9 \times 10^{-3} \text{ N} \cdot \text{m}$ (50gf · cm) Max	
	Output Phase	Moment of Inertia	$1 \times 10^{-5} \text{ kg} \cdot \text{m}^2$ (100g · cm ²) Max	
Supply Voltage	Pure Binary Code	Maximum Rotating Speed	$5,000 \text{ min}^{-1}$ (5,000rpm) Max	
Consumption Current	DC+5V ^{+5%} _{-10%}	Mounting Tolerances	Radial Play	0.05mm TIR Max
Output Form	250mA Max Battery Operation		Axial End Play	0.2mm Max
			Shaft Inclination	0.1° Max
Line Driver	Source Current 20mA Max Sink Current 20mA Max	Operating Temp. Range	-10~+70°C	
Max. Response Frequency	SN65C1168	Storage Temp. Range	-20~+85°C	
Serial Data Transfer Cycle	Absolute Signal	Protective Construction	Not Enclosed	
	52MHz (TS5648) 3.2MHz (TS5647)	Vibration	48m/s ² (5G) (5 - 2,000Hz) for 9hours 49m/s ² (5G) (5 - 2,000Hz)	
	38.4μs~66.4μs (Note) Including time for a request. Time depends on the ID Codes. 2.5Mbit/sec Start-Stop transmission.	Shock	980m/s ² (100G) 11msec, 18times 980m/s ² (100G) 11msec, 18回	
		Mass	0.6kg Max	

●External Battery (VB) recommended : TOSHIBA Lithium Battery ER6V

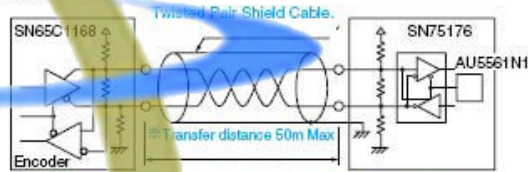
●Fully absolute data of 20 or 16bit shall be output by turning the input shaft by about 0.6° after the power supplied.

OTHER FUNCTIONS

Data Output according to Request Codes	Following data are serially output in accordance with the Request Codes ID0~IDF.
Reset	Single-turn Multi-turn + 10 consecutive requests of ID7 shall reset error signals. + 3 consecutive requests of IDC shall clear Multi-turn data and reset error signals.
Battery Error	Error signals to notify data destruction due to malfunction of battery, etc.
External Battery Alarm	Error signal to notify external battery's voltage gets below 3.25±0.15V
Data Error Check	Error signal to notify single turn or multi turn data has been abnormal.

CIRCUIT AT OUTPUT STAGE (EXAMPLE)

Line Driver Output



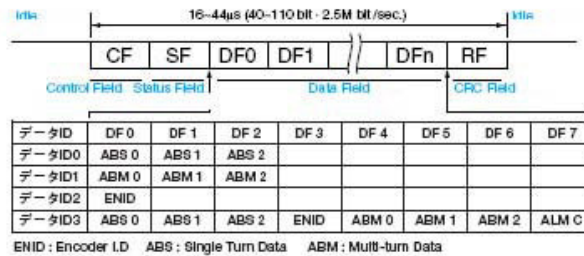
※Note that transfer distance depends much on ambient condition.

※Receiving IC AU5561N1 is separately necessary.
Please refer to the operation manual for AU5561N1.

CONNECTION TABLE

COLOR	FUNCTION
BEIGE	VB (Battery)
LIGHT BLU	SD (Serial Data)
GRY	CASE GND
BLK	GND
WHT	DC+5V
BRN	GND
VLT	SD (Serial Data)

SERIAL DATA (EXAMPLE)



www.imajteknik.com

İmaj Teknik Elektrik Elektronik San. ve Tic. Ltd. Şti.
EMEKYEMEZ MAH.TUTSAK SOK. NO: 16/13-14-15
KARAKOY/İSTANBUL
TURKEY

Telefon : +90 212 235 9535 / 36
 Fax : +90 212 235 9537

www.imajteknik.com
 www.imajteknik.com.tr